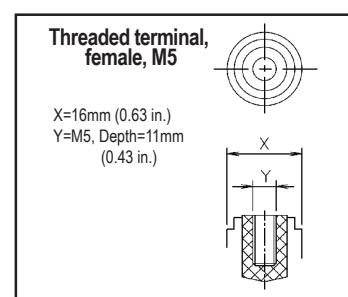


SPECIFICATIONS

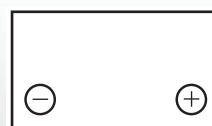
BATTERY MODEL	TERMINAL OPTIONS	CASE MATERIAL OPTIONS
NPX-150	Threaded terminal, female, M5	UL 94 V-0 UL 94 HB
Nominal voltage (V)		12
15 minute rate to 10.02V at 25°C (77°F) (Watts per Cell)		150
20-hr rate Capacity to 10.5V at 25°C (77°F) (Ah)		43.0
10-hr rate Capacity to 10.5V at 25°C (77°F) (Ah)		40.3
TORQUE		2-3Nm (17.7-26.6 in-lb)
DIMENSIONS		
Length		197mm (7.76 in.)
Width		165mm (6.50 in.)
Height over terminals		175mm (6.89 in.)
Weight		14.5kg (31.97 lb.)
OPERATING TEMPERATURE RANGE		
Storage (in fully charged condition)		-20°C to +60°C (-4°F to +140°F)
Charge		-15°C to +50°C (5°F to +122°F)
Discharge		-20°C to +60°C (-4°F to +140°C)
STORAGE		
Capacity loss per month at 25°C (77°F) (% approx.)		3
CHARGE VOLTAGE		
Float charge voltage at 25°C (77°F) (V)/Battery		13.65 (±1%)
Float charge voltage at 25°C (77°F) (V)/Cell		2.275 (±1%)
Float charge voltage temperature correction factor from standard 25°C (77°F) (mV)		-3
Cyclic (or Boost) charge voltage at 25°C (77°F) (V)/Battery		14.5 (±3%)
Cyclic (or Boost) charge voltage at 25°C (77°F) (V)/Cell		2.42 (±3%)
Cyclic charge voltage temperature correction factor from standard 25°C (77°F) (mV)		-4
CHARGE CURRENT		
Maximum charge current (A)		10.75
DISCHARGE CURRENT		
Maximum continuous discharge current, 5 sec. (A)		400
Short circuit current (A)		1200
IMPEDANCE		
Measured at 1 kHz (mΩ)		8.1
DESIGN LIFE		
Yuasa design life at 25°C (77°F)		up to 5 yrs



TERMINALS



LAYOUT



3RD PARTY CERTIFICATION

ISO 9001 Certificate
ISO 14001 Certificate
TAA Compliant – Made in Taiwan
DRC Conflict Free

LONG SHELF LIFE

The extremely low self discharge rate allows the battery to be stored for extended periods up to one year at normal ambient temperatures with no permanent loss of capacity.

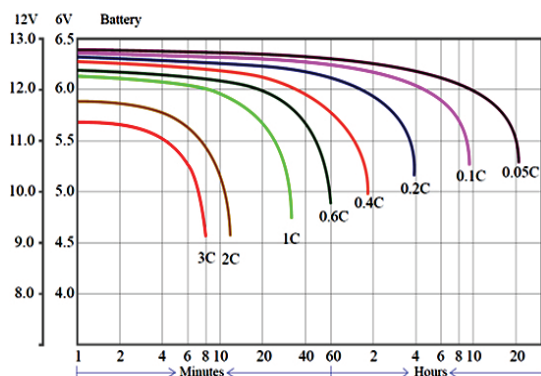
FLOAT SERVICE LIFE

The expected service life is five years in float standby applications.

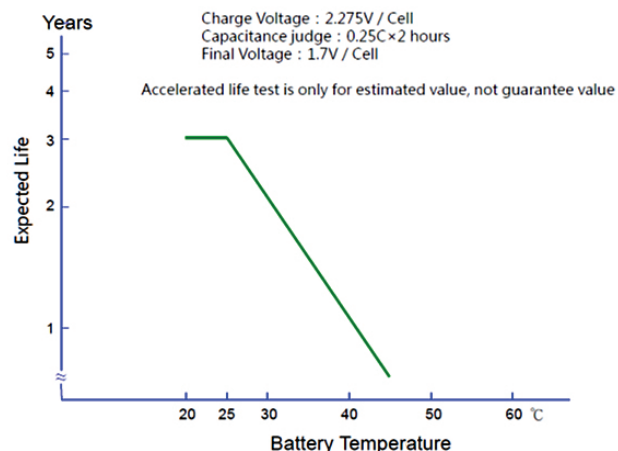


DISCHARGE CHARACTERISTICS

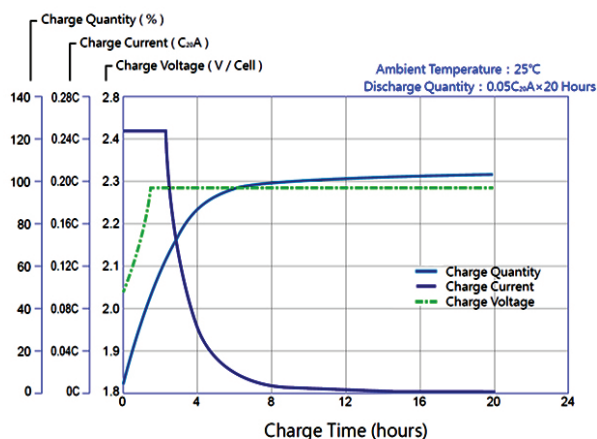
Discharge Characteristics Curves at 25°C



FLOAT SERVICE LIFE

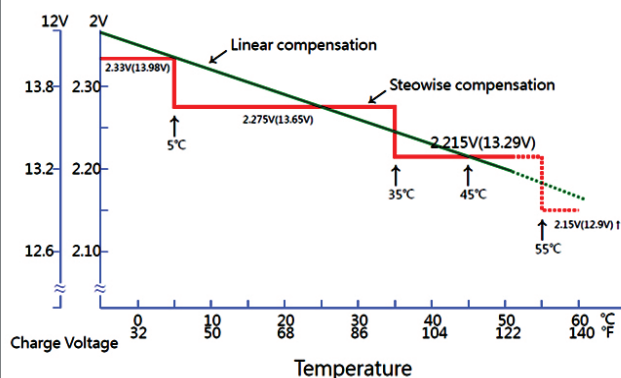


CHARGE CHARACTERISTICS



CHARGE VOLTAGE

Relationship Between Temperature and Charge Voltage



WARNING: Cancer and Reproductive Harm. Wash hands after handling. www.P65Warnings.ca.gov

ABOUT GS YUASA ENERGY SOLUTIONS, INC.

GS Yuasa Energy Solutions, Inc. is an American subsidiary of GS Yuasa Corporation, the world's second largest battery company and a 100+ year old Japanese corporation. GS Yuasa Energy Solutions (GYES) was formed in 2019 to address the growing energy storage and reserve power markets. GYES brings together and leverages GS Yuasa Group's advanced technologies with proven American market successes in lithium, telecom, UPS, alarm & security, and energy storage into a single business unit.

